

Idaho Division of Vocational Rehabilitation

An Agency of the Idaho State Board of Education

Annual Report

2011



Our Vision:

Your success at work means our work is a success.

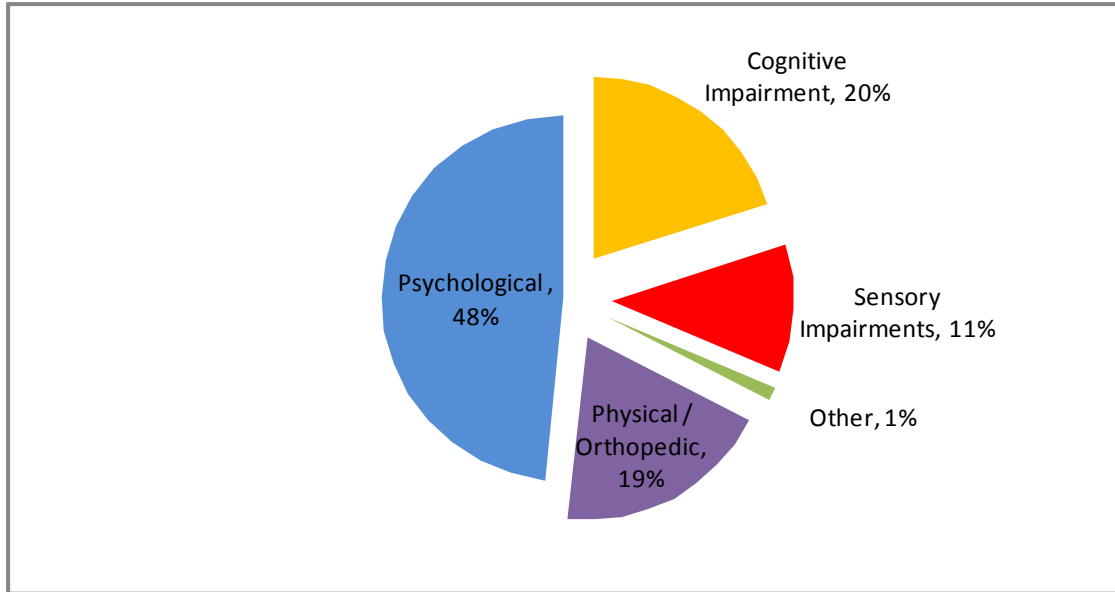
Our Mission:

**Preparing individuals with disabilities for employment
and community enrichment.**

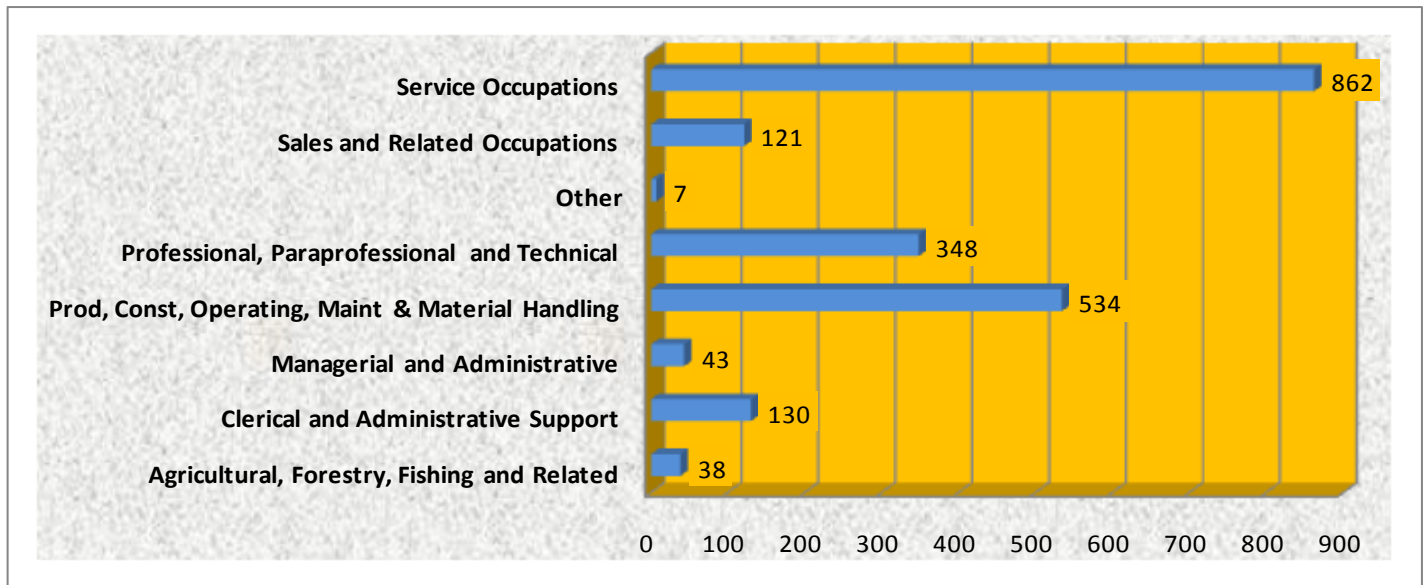
Central Office
Len B. Jordan Building
650 W. State Street, Room 150
Boise, Idaho 83720

The primary goal of Vocational Rehabilitation (VR) is employment. VR provides individualized vocational counseling and guidance as well as other services to assist Idahoans with disabilities to make informed choices concerning their careers in order to become successfully employed.

Disabilities of the 2,083 Individuals Who Returned to Work



Occupations of the 2,083 Individuals Who Returned to Work



Idahoans Who were Served by Vocational Rehabilitation

2007	2008	2009	2010	2011
12,612	13,136	13,631	14,128	14,006

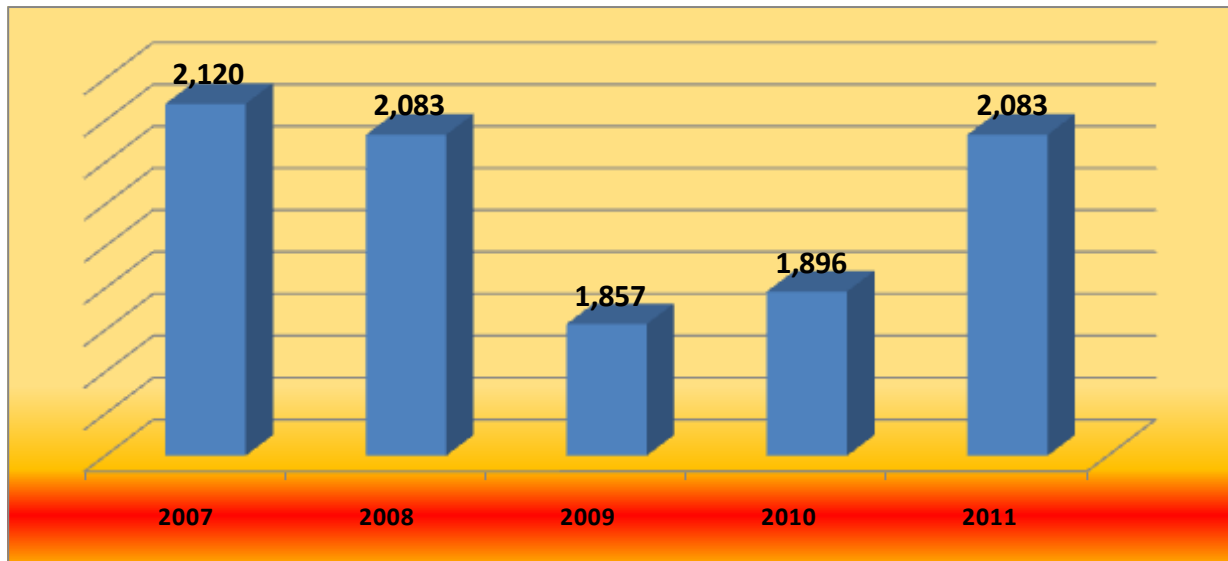
For more information about the Idaho Division of Vocational Rehabilitation, please visit <http://www.vr.idaho.gov> or you may contact us at: (208)334-3390

Who is Eligible?

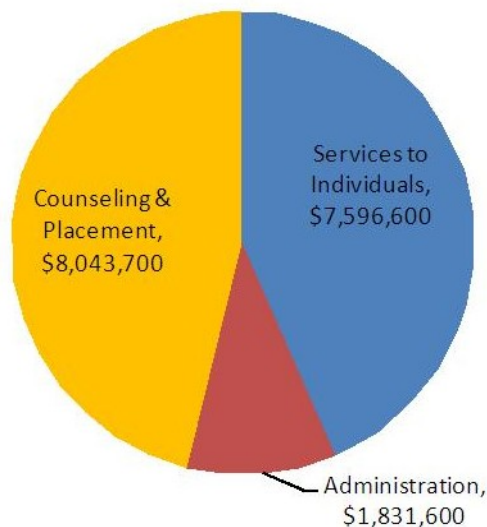
Eligibility for VR services is based upon the following components:

1. A physical or mental impairment that results in a substantial barrier to employment.
2. A determination that VR services are required to prepare for, retain or regain employment.
3. Verification of the ability to benefit in terms of an employment outcome.

Idahoans Who Joined the Workforce after Rehabilitation Services



Utilization of Vocational Rehabilitation Funds



Counseling and Placement—Personnel providing their expertise in assessment, and counseling and guidance throughout the vocational rehabilitation process.

Services to Individuals—Direct services provided to individuals. Top five categories for FY 11 include: Job site development, academic tuition, transportation, assistive technology, and technical training.

Administration—To include personnel cost, as well as operating and equipment needs for the Agency.

Economic Impact after Rehabilitation Services

Average Client Weekly Earnings	At Time of Referral	At Time of Closure	% of Increase
Rehabilitated	\$86.11	\$348.70	405%
Rehabilitated with Significant Disabilities	\$85.73	\$345.88	407%

2011 Rehabilitations of the Year

Through VR assistance, a significant number of individuals with disabilities join the workforce yearly. An individual selected annually from each region is honored. With vocational rehabilitation assistance, these individuals have overcome numerous obstacles and disability related barriers to achieve employment. Congratulations to all successful clients!




John Bustamante
Patient Equipment Transport
Region 1—Coeur d'Alene



Jeannette Montegue
Information System Analysis
Region 2—Lewiston



Omar Orosco
CPI Technician
Region 3—Treasure Valley
Special Programs




Bonnie Heap
Sales Associate
Region 4—Twin Falls



Amy Scarborough
Registered Nurse
Region 5—Pocatello



Brandon Stroud
Entrepreneur
Region 6—Idaho Falls



Joshua Wells
Motorcycle Mechanic
Region 7—Caldwell



Camille Schoenut
Medical Assistant
Region 8—Boise



Frank Jones
Entrepreneur
Region—9